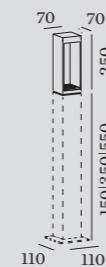




LINUS

EXTERIOR
FLOOR SURFACE



1.0

LED 8W | 220-240VAC | 50/60Hz
COB 2-step | incl. power supply
aluminium powder coated

0.95 kg IP65 0.3+

3000K | >80 CRI | 320lm

	CODE
	726173D4
	726173Y4

ALWAYS USE

base 150

	CODE
	910024D0
	910024Y0

base 350

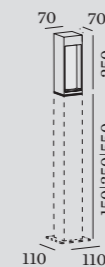
	910026D0
	910026Y0

base 550

	910028D0
	910028Y0

OPTIONAL

	CODE
ground spike	90013103
ground fixation	90013302



2.0

LED 8W | 220-240VAC | 50/60Hz
COB 2-step | incl. power supply
aluminium powder coated

0.99 kg IP65 0.3+

3000K | >80 CRI | 300lm | opal glass

	CODE
	726273D4
	726273Y4

ALWAYS USE

base 150

	CODE
	910024D0
	910024Y0

base 350

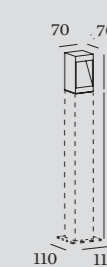
	910026D0
	910026Y0

base 550

	910028D0
	910028Y0

OPTIONAL

	CODE
ground spike	90013103
ground fixation	90013302



3.0

LED 8W | 220-240VAC | 50/60Hz
COB 2-step | incl. power supply
aluminium powder coated

0.52 kg IP65 0.3+

3000K | >80 CRI | 300lm

	CODE
	726373D4
	726373Y4

ALWAYS USE

base 150

	CODE
	910024D0
	910024Y0

base 350

	910026D0
	910026Y0

base 550

	910028D0
	910028Y0

OPTIONAL

	CODE
ground spike	90013103
ground fixation	90013302